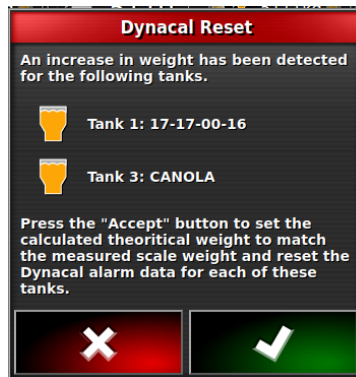


2022 Software Related Changes (4.06.05)

- DynaCal:

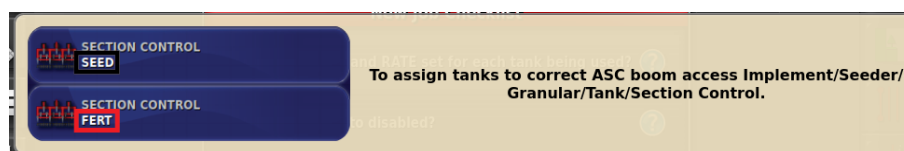
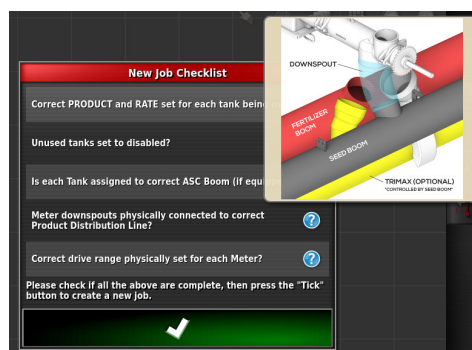
- Added an automated reset of the scale weight data used for monitoring seeding rate errors. When the system detects that a certain weight has been added to the tanks it will prompt the user to match the theoretical starting weight to the actual measured scale weight and also reset the alarm data.



- Removed some alarm settings from the DynaCal alarm page to eliminate confusion with extra unused information displayed. Also fixed a couple oddities with the alarm states if any of these alarms were ever disabled and then re-enabled.

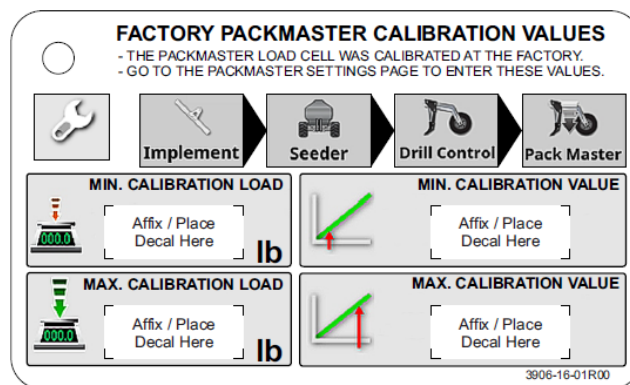
- New Job Checklist:

- An informational help menu has been added to direct users to appropriate settings changes/adjustments to make when changing seeding configurations/crop types.
- When a new job is started this checklist will appear to remind users to confirm settings/adjustments and it also has extra images that can be opened for further clarity.
- If desired this feature can be disabled once users are aware of the proper setup process (in settings under User/User Controls - Job Menu: New Job Checklist).



- PackMaster:

- A new alarm has been added to alert the operator if they are outside the pressure control limits of the specific drill model/opener type when controlling to a set pack force. This is to alert if there would be instability in the control at minimal pack force or too high of a pack force to attain or that could cause damage. If controlling to hydraulic pressure the low alarm is not triggered since it can control to a lower pressure in this mode without being unstable.
- We started providing a factory PackMaster load cell calibration tag tied to the opener with the load cell installed. These calibration values that are recorded at the factory can be entered directly in the X35 PackMaster settings. If there is any question of performance of the drill controlling to pack force the first step should be to do an actual PackMaster calibration to confirm these values.



- Implement profiles:

- Added default on/off times from our quick reference card as a starting point so values don't need to be entered. These need to be confirmed in the field with product and fans set appropriately to ensure proper product application.
- Added default manual speed and drill control lower time to allow quick operation without these settings being entered. These values need to be confirmed for the specific operation.
- Added FMS 848/872 profiles for new width options and other specific options for this model (Also added future FMS 9120 model).
- Added new metering auger selections for Very Low (VL) & Small Seed (SM) options with default calibration factors.