



TSB # 16-2015

February 26, 2015

Page 1 of 2

TO: All Bourgault Dealers
ATTN: Service Manager, Parts Manager, Sales Manager
SUBJECT: Digi-Star Weigh Scales – LO BATT Repair

FIX ON FAILURE (Failure Code 16.15)


Effective serial number range: all IB1 equipped 7000 series tanks. (7000's prior to model year 2015)

BACKGROUND:

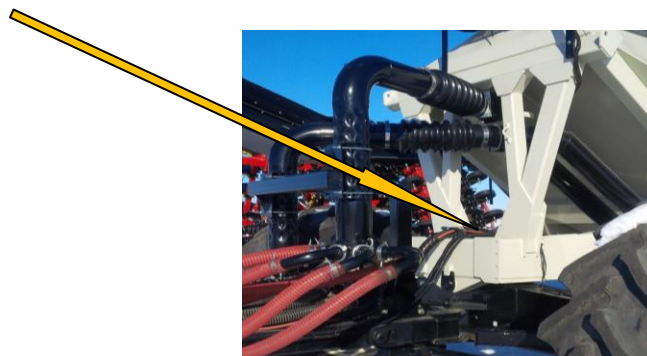
- Prior to model year 2015 the Digi-Star Weigh Scale system was powered by the drive 5 port on the MDECU. Some machines have encountered a random error displayed on the Digi-Star indicator **“LO BATT”**
- Although the scale still functions, the display toggles between scale weight and LO BATT.
- This LO BATT error is the result of inadequate power being supplied from the drive 5 port on the MDECU.
- To eliminate the LO BATT error the power can be re-routed to the aux power plug on the front of the airseeder.

CORRECTIVE ACTION:

- For any scales experiencing the LO BATT error follow the instructions to fix.
1. Remove power supply cable from Drive 5 on MDECU – free up the power supply cable by cutting the cable ties back to the Digi-Star indicator.




2. Re-route the power supply cable from the Digi-Star indicator up to the front of the airseeder where an auxiliary power plug is located.



3. Remove the end from the Power supply cable and replace it with a 2 pin female metri-pak connector. Bourgaault part number 3150-48.



4. Connect the power supply cable to the auxiliary power plug.



WARRANTY DETAIL:

CONTACT BOURGAULT DEALER FOR PRICING

If you have any questions regarding this TSB, please contact your Bourgaault Service Representative.